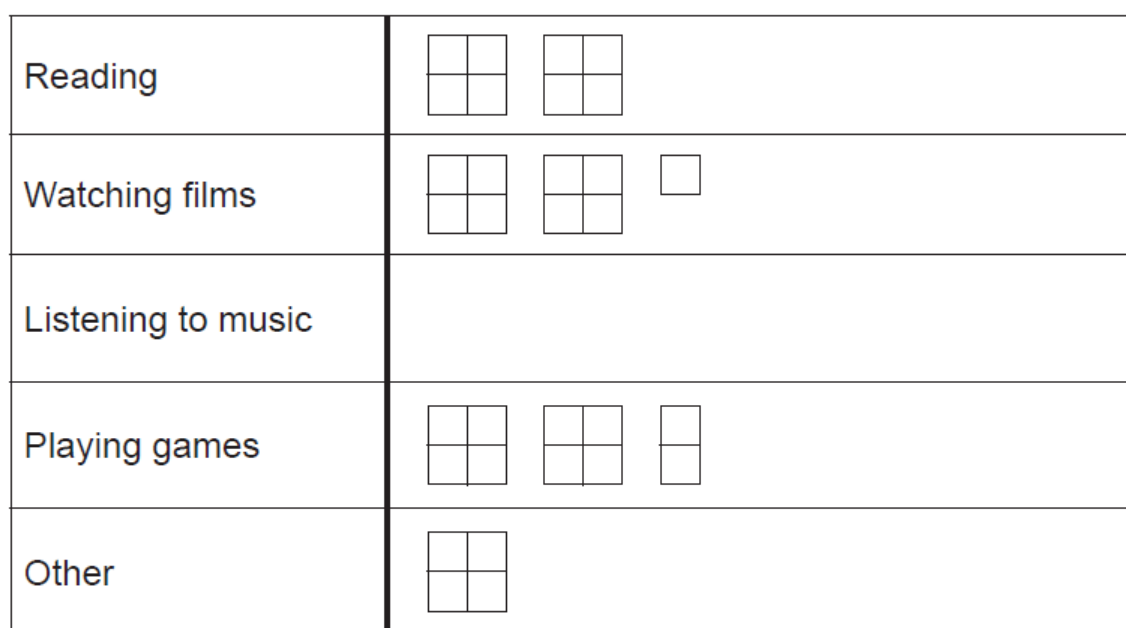



# Pictograms (F)

A collection of 9-1 Maths GCSE Sample and Specimen questions from AQA, OCR, Pearson-Edexcel and WJEC Eduqas.

Name:	
Total Marks:	

1. The pictogram shows how some passengers spent most of their time on a flight.



Key:  represents 40 people

(a) How many passengers spent most of their time playing games?

(a) ..... [1]

(b) How many more passengers spent most of their time watching films than reading?

(b) ..... [1]





















(c) There were 360 passengers on the plane.


Complete the pictogram for listening to music.

[3]

2. Leah asked some people about their favourite type of holiday.

The pictogram shows her results.

Beach	  
Walking	  
Cruising	     
Adventure	   
Sightseeing	
Other	   

Key :  represents 4 people.

(a) How many people answered Beach?

(a) ..... [1]

(b) 10 people answered Sightseeing.

Show this on the pictogram.

[1]

(c) How many more people answered Cruising than Other?

(c) ..... [1]




















(d) How many people were asked altogether?

(d) ..... [2]

3. The table shows information about the numbers of fruit trees in an orchard.

Apple tree	Pear tree	Plum tree
45	20	25















The pictogram shows this information.

Apple tree	        	Key:  represents ..... trees
Pear tree	   	
Plum tree	    	

(1)

4. The pictogram shows some information about DVDs.

The key is missing.

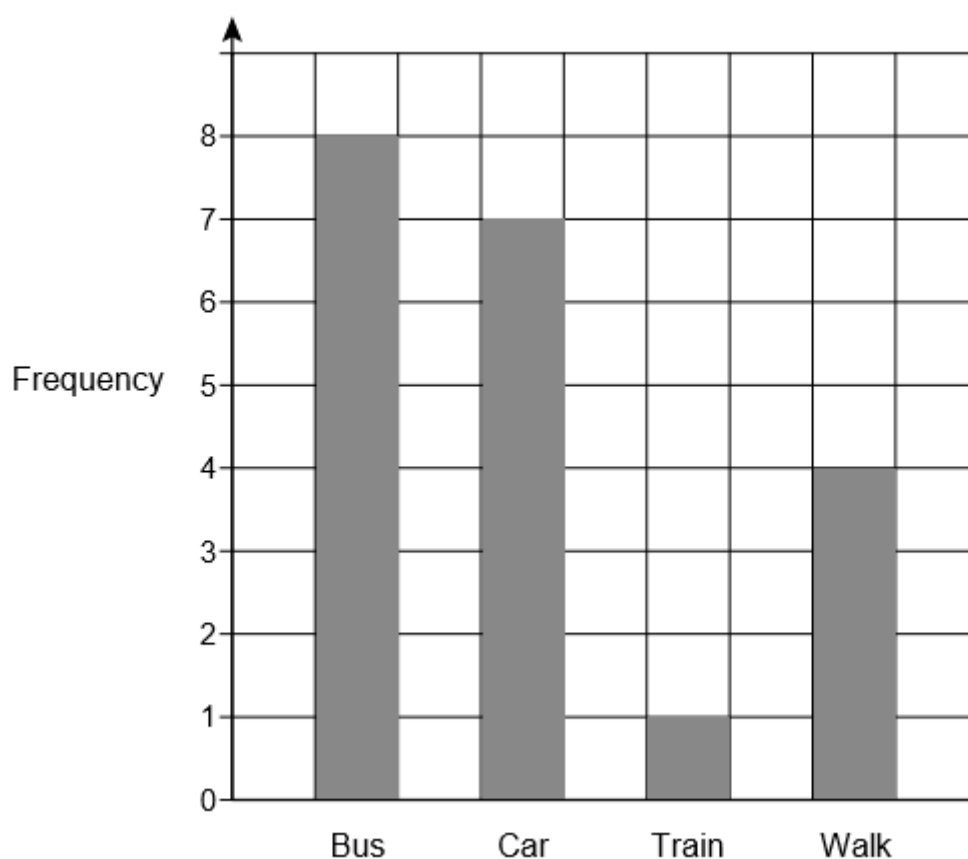
Comedy	    
Action	   
Romance	 
Sport	  

The total number of DVDs is 260

Work out the number of Sport DVDs.

[4]

5. The bar chart shows information about how 20 students travel to school.



Show the information in a pictogram.

Use the key given.

Key : ○ represents 2 students

Bus	
Car	
Train	
Walk	

[3]

## **CREDITS AND NOTES**

<b>Question</b>	<b>Awarding Body</b>
1	OCR
2	OCR
3	Pearson Edexcel
4	AQA
5	AQA

### **Notes:**

These questions have been retyped from the original sample/specimen assessment materials and whilst every effort has been made to ensure there are no errors, any that do appear are mine and not the exam board s (similarly any errors I have corrected from the originals are also my corrections and not theirs!).

Please also note that the layout in terms of fonts, answer lines and space given to each question does not reflect the actual papers to save space.

These questions have been collated by me as the basis for a GCSE working party set up by the GLOW maths hub - if you want to get involved please get in touch. The objective is to provide support to fellow teachers and to give you a flavour of how different topics "could" be examined. They should not be used to form a decision as to which board to use. There is no guarantee that a topic will or won't appear in the "live" papers from a specific exam board or that examination of a topic will be as shown in these questions.



### **Links:**

AQA <http://www.aqa.org.uk/subjects/mathematics/gcse/mathematics-8300>

OCR <http://ocr.org.uk/gcsemaths>

Pearson Edexcel <http://qualifications.pearson.com/en/qualifications/edexcel-gcses/mathematics-2015.html>

WJEC Eduqas <http://www.eduqas.co.uk/qualifications/mathematics/gcse/>

### **Contents:**

This version contains questions from:

AQA – Sample Assessment Material, Practice set 1 and Practice set 2

OCR – Sample Assessment Material and Practice set 1

Pearson Edexcel – Sample Assessment Material, Specimen set 1 and Specimen set 2

WJEC Eduqas – Sample Assessment Material