



Estimate 119.6×61.4

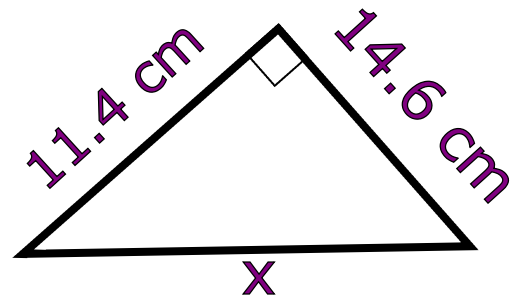
Solve $5x - 1 = 8$



Calculate x



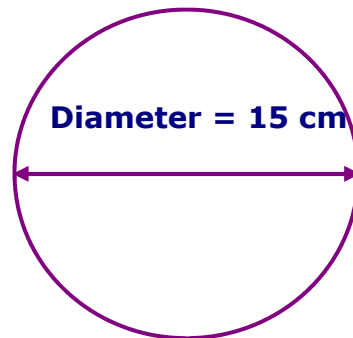
17.5% of £80



$$\frac{3}{8} - \frac{1}{4}$$



Work out the area



Simplify $2a \times 3b$



£1 is \$1.58

Convert £200 to \$



What is the area?



Calculate
 9.84×2.6

2.8×1.71





Estimate 119.6×61.4

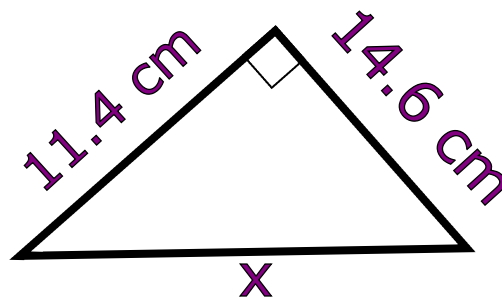
Solve $5x - 1 = 8$



Calculate x



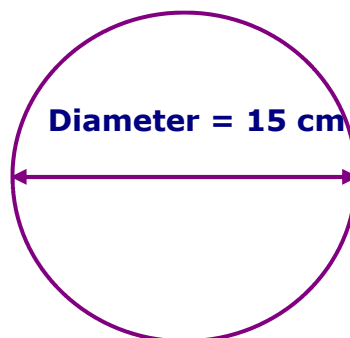
17.5% of £80



$$\frac{3}{8} - \frac{1}{4}$$



Work out the area



Simplify $2a \times 3b$

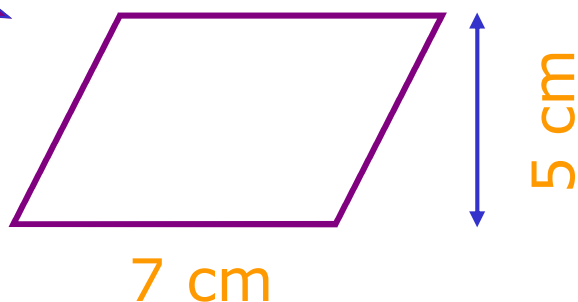


£1 is \$1.58

Convert £200 to \$



What is the area?



Calculate
 9.84×2.6

2.8×1.71

