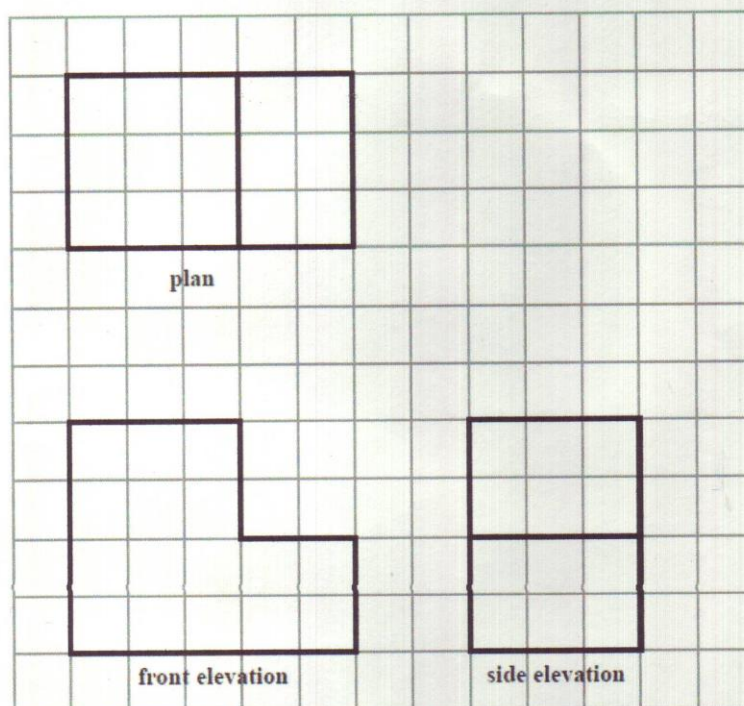


Plans & Elevations (H)

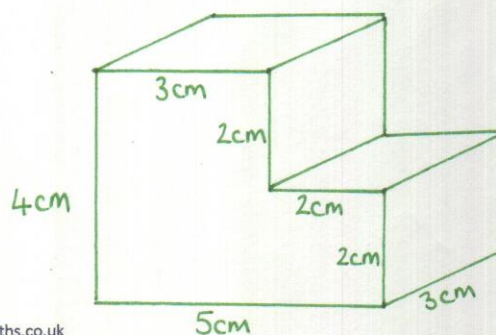
A collection of 9-1 Maths GCSE Sample and Specimen questions from AQA, OCR, Pearson-Edexcel and WJEC Eduqas.

Name:	ELAINE BROOKES
Total Marks:	

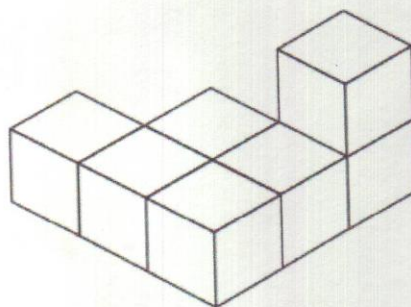
- The plan, front elevation and side elevation of a solid prism are drawn on a centimetre grid.




In the space below, draw a sketch of the solid prism.
Write the dimensions of the prism on your sketch.



2. The diagram represents a solid made from seven centimetre cubes.




On the centimetre grid below, draw a plan of the solid.




[2]

3. A solid cuboid is made from centimetre cubes.


The plan view, front elevation and side elevation are shown.



Plan view



Front elevation



Side elevation

How many centimetre cubes were used to make the cuboid?



$$4 \times 3 \times 5 = 72$$

[2]