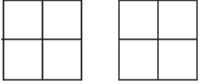
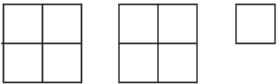
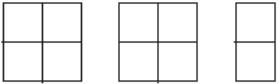




Pictograms

A collection of 9-1 Maths GCSE Sample and Specimen questions from AQA, OCR and Pearson-Edexcel.

Name:	
Total Marks:	

1. The pictogram shows how some passengers spent most of their time on a flight.

Reading	
Watching films	
Listening to music	
Playing games	
Other	

Key:  represents 40 people

(a) How many passengers spent most of their time playing games?

(a) [1]

(b) How many more passengers spent most of their time watching films than reading?

(b) [1]





















(c) There were 360 passengers on the plane.


Complete the pictogram for listening to music.

[3]

2. Leah asked some people about their favourite type of holiday.

The pictogram shows her results.

Beach	  
Walking	  
Cruising	     
Adventure	   
Sightseeing	
Other	   

Key :  represents 4 people.

(a) How many people answered Beach?

(a) [1]

(b) 10 people answered Sightseeing.

Show this on the pictogram.

[1]

(c) How many more people answered Cruising than Other?

(c) [1]




















(d) How many people were asked altogether?

(d) [2]

3. The table shows information about the numbers of fruit trees in an orchard.

Apple tree	Pear tree	Plum tree
45	20	25















The pictogram shows this information.

Apple tree	        	Key:  represents trees
Pear tree	   	
Plum tree	    	

(1)

4. The pictogram shows some information about DVDs.

The key is missing.

Comedy	    
Action	   
Romance	 
Sport	  

The total number of DVDs is 260

Work out the number of Sport DVDs.

[4]