

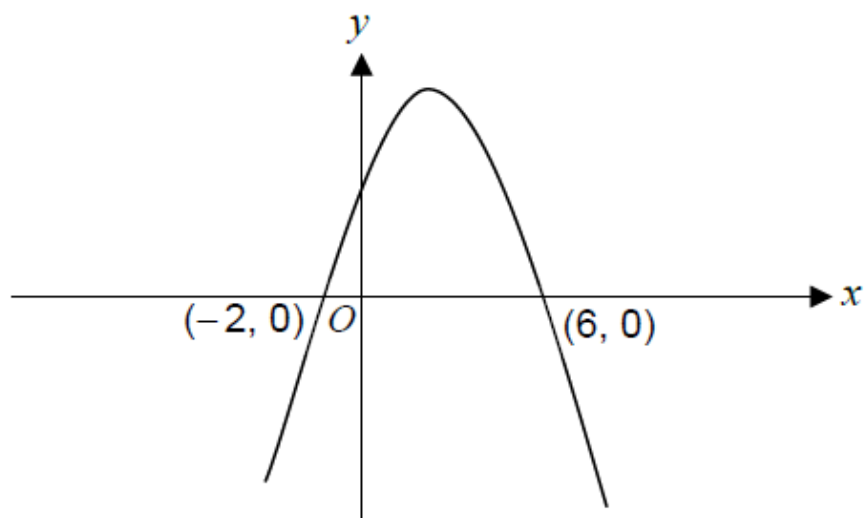
Functions (H)

A collection of 9-1 Maths GCSE Sample and Specimen questions from AQA, OCR, Pearson-Edexcel and WJEC Eduqas.

Name:	
Total Marks:	

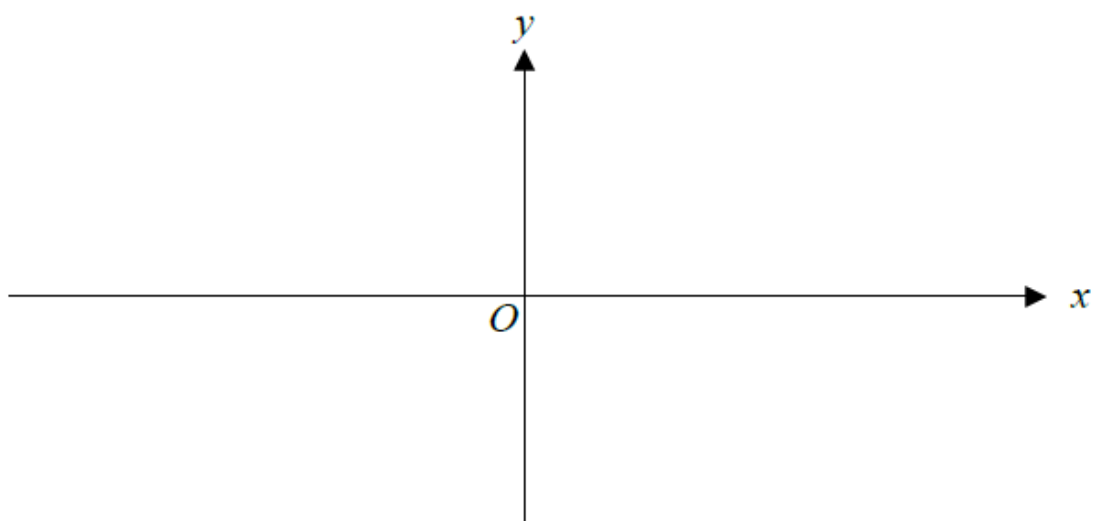
1. (a) The diagram shows a sketch of the graph $y = f(x)$.

The graph passes through the points $(-2, 0)$ and $(6, 0)$.



Sketch the graph of $y = f(x + 5)$ on the axes below.

You must indicate the coordinates of the points of intersection of the graph with the x-axis.

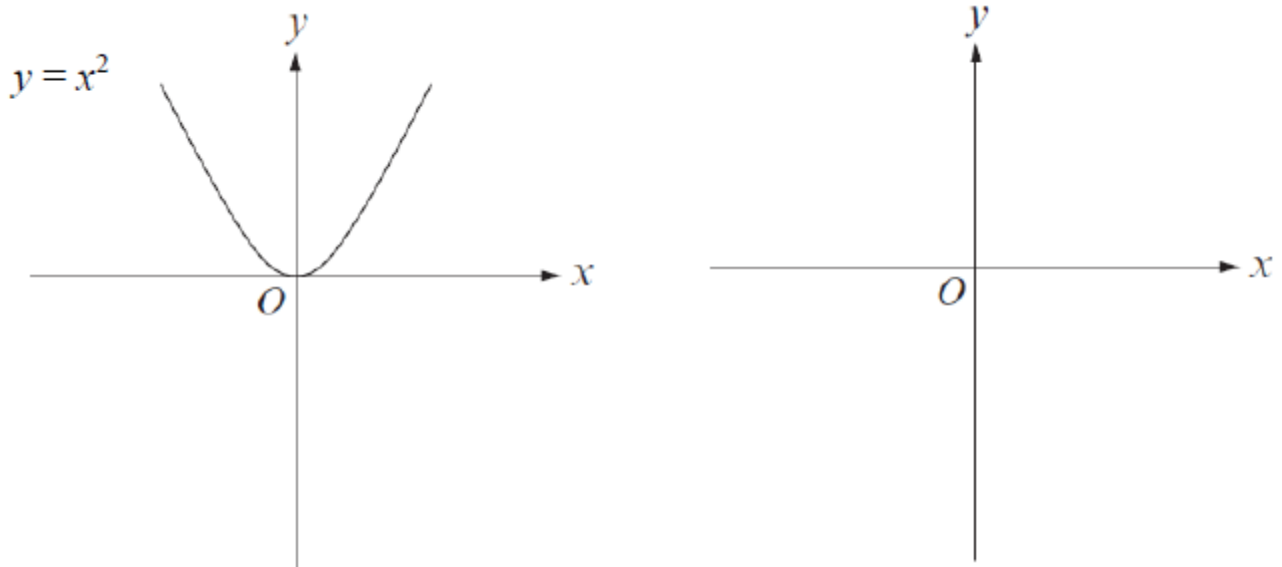


[3]

(b) The diagram below on the left shows a sketch of the graph $y = x^2$.

Sketch the graph of $y = -x^2 + 3$ on the axes on the right.

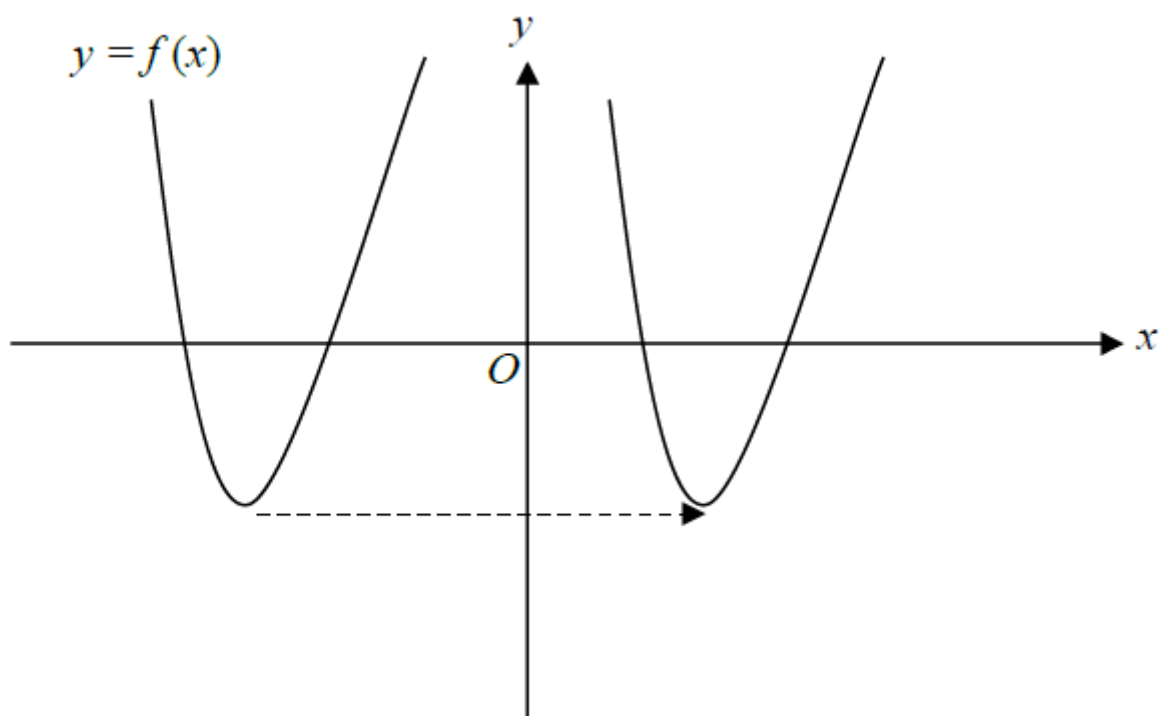
You must indicate the coordinates of the stationary point.



[2]

(c) The function $f(x)$ has been translated, as shown in the diagram below.

Explain why you cannot say exactly what translation was used.



[1]

2. The functions $f(x)$ and $g(x)$ are given by the following:

$$f(x) = 2x$$

$$g(x) = 3 + 2x$$

(a) Calculate the value of $gf(4)$

[2]

(b) Solve the equation $fg(x) = 14$

[4]

3. $f(x) = 3x$

Circle the expression for $f^{-1}(x)$

$$-3x \qquad \frac{3}{x} \qquad \frac{1}{3x} \qquad \frac{x}{3}$$

[1]

4. $f(x) = 2x + c$

$$g(x) = cx + 5$$

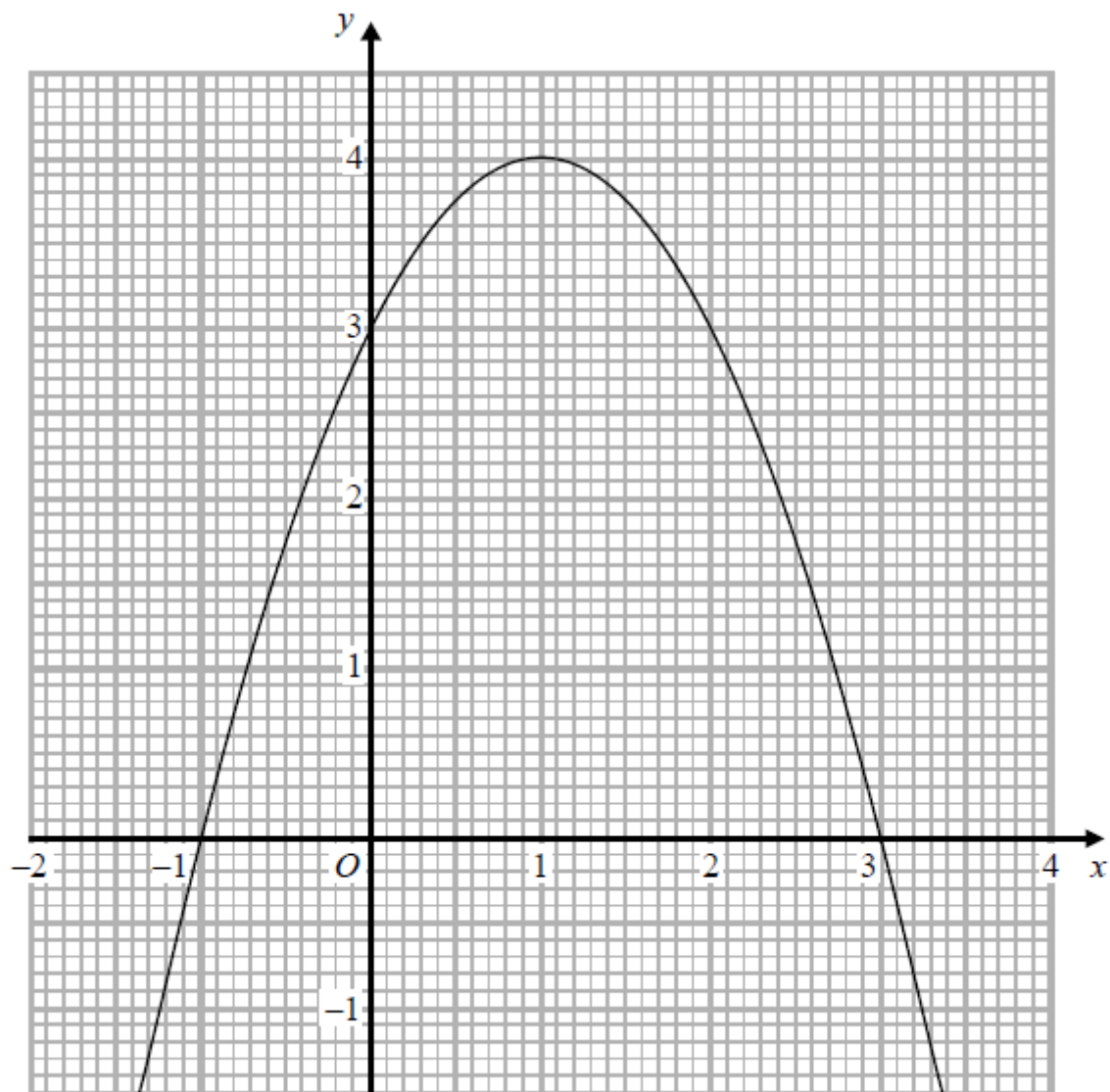
$$fg(x) = 6x + d$$

c and d are constants.

Work out the value of d .

[3]

5. The graph of $y = f(x)$ is drawn on the grid.



(a) Write down the coordinates of the turning point of the graph.

(.....,) [1]

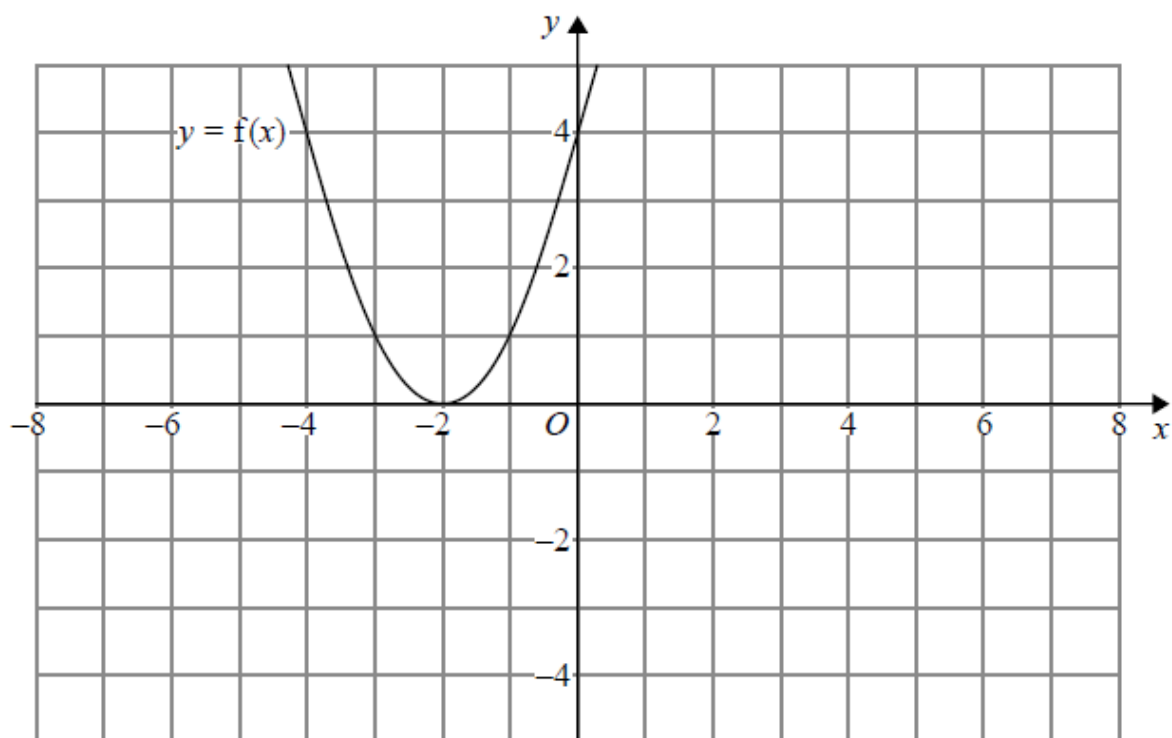
(b) Write down the roots of $f(x) = 2$

..... [1]

(c) Write down the value of $f(0.5)$

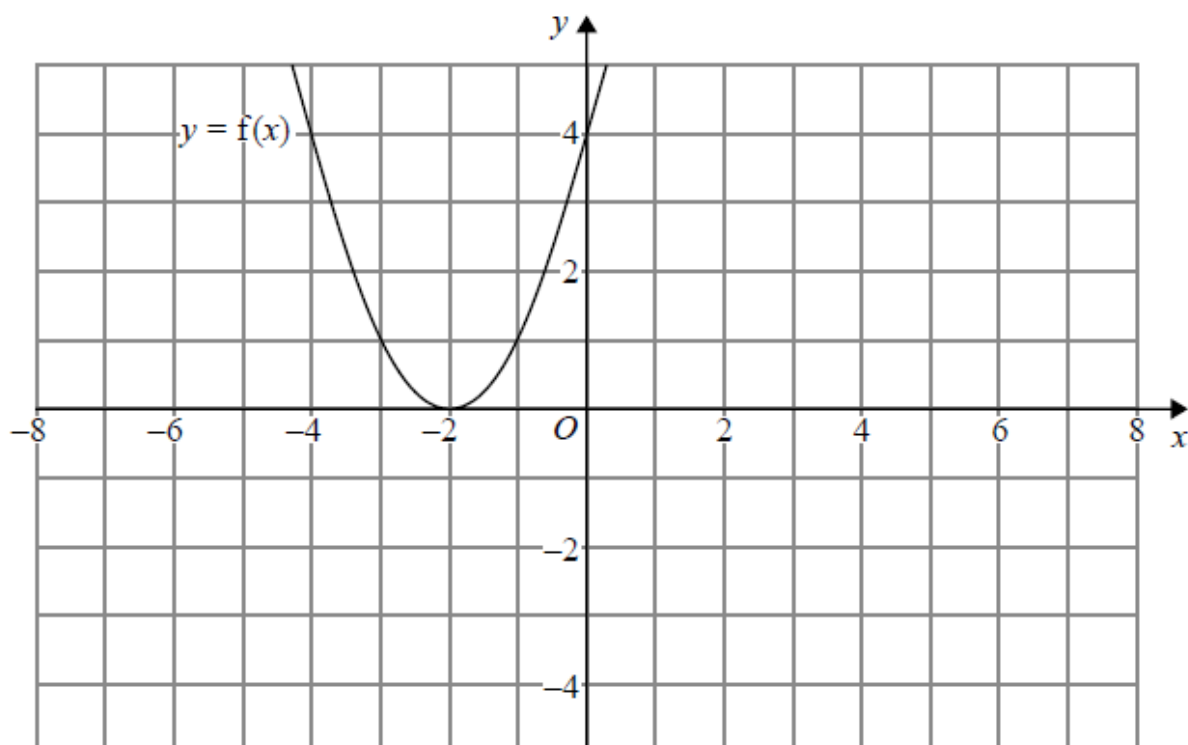
..... [1]

6. The graph of $y = f(x)$ is shown on both grids below.



(a) On the grid above, sketch the graph of $y = f(-x)$

[1]



(b) On this grid, sketch the graph of $y = -f(x) + 3$

[2]

7. The function f is such that

$$f(x) = 4x - 1$$

(a) Find $f^{-1}(x)$

$$f^{-1}(x) = \dots\dots\dots [2]$$

The function g is such that

$$g(x) = kx^2 \text{ where } k \text{ is a constant.}$$

Given that $fg(2) = 12$

(b) work out the value of k

$$k = \dots\dots\dots [2]$$

8. The curve with equation $y = x^2 - 5x + 2$ is reflected in the x -axis.

Circle the equation of the reflected curve.

[1]

$$y = x^2 - 5x - 2$$

$$y = -x^2 + 5x + 2$$

$$y = -x^2 + 5x - 2$$

$$y = x^2 + 5x + 2$$

9. The functions f and g are such that

$$f(x) = 3(x - 4) \text{ and } g(x) = \frac{x}{5} + 1$$

a) Find the value of $f(10)$

$$\dots\dots\dots [1]$$

b) Find $g^{-1}(x)$

$$\dots\dots\dots [2]$$

c) Show that $ff(x) = 9x - 48$

[2]

10. The graph of $y = f(x)$ is transformed to give the graph of $y = -f(x + 3)$

The point A on the graph of $y = f(x)$ is mapped to the point P on the graph of $y = -f(x + 3)$

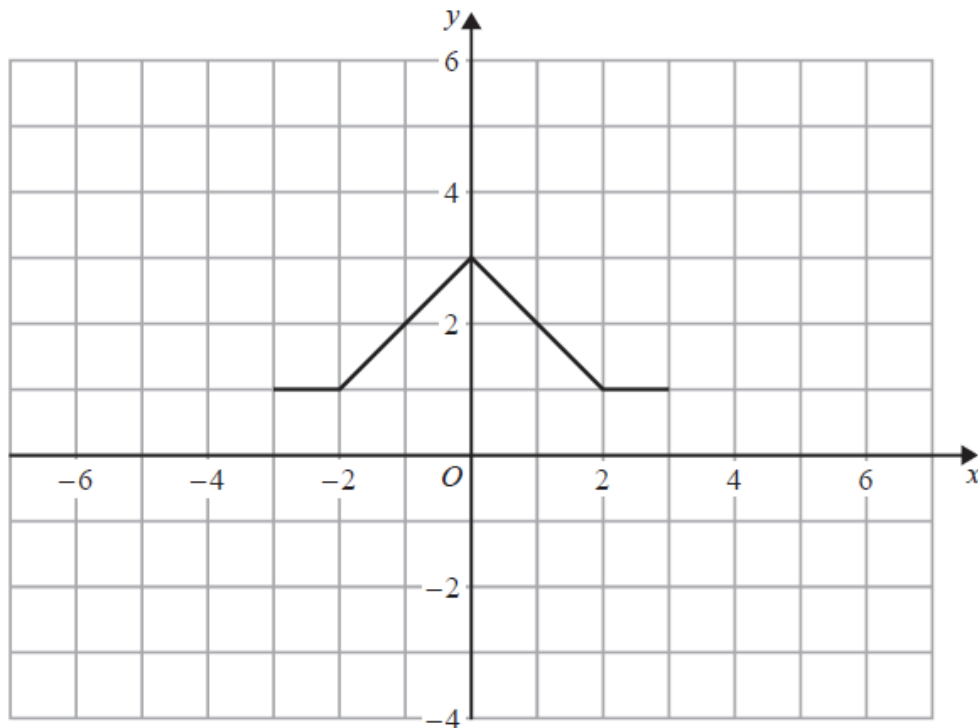
The coordinates of point A are (9, 1)

Find the coordinates of point P.

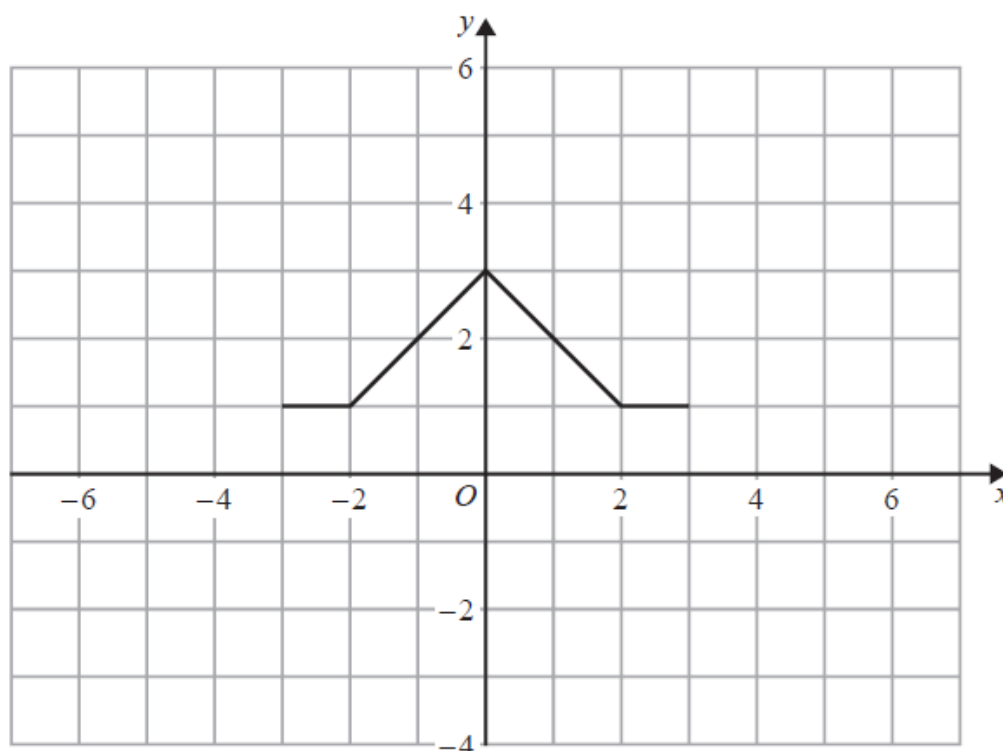
(.....,) [2]

11 The graph of $y = f(x)$ is shown on both grids below.

i) On this grid, draw the graph of $y = 2f(x)$



ii) On the grid below, draw the graph of $y = f(x - 3)$



[2]

12. $f(x) = 3x^2 - 2x - 8$

Express $f(x + 2)$ in the form $ax^2 + bx$

[3]

13. For all values of x , $f(x) = x^2 + 1$ $g(x) = x - 5$

a) Show that $fg(x) = x^2 - 10x + 26$

[2]

b) Solve $fg(x) = gf(x)$

[4]

CREDITS AND NOTES

Question	Awarding Body
1	WJEC Eduqas
2	WJEC Eduqas
3	AQA
4	AQA
5	Pearson Edexcel
6	Pearson Edexcel
7	Pearson Edexcel
8	AQA
9	Pearson Edexcel
10	Pearson Edexcel
11	Pearson Edexcel
12	Pearson Edexcel
13	AQA

Notes:

These questions have been retyped from the original sample/specimen assessment materials and whilst every effort has been made to ensure there are no errors, any that do appear are mine and not the exam board's (similarly any errors I have corrected from the originals are also my corrections and not theirs!).

Please also note that the layout in terms of fonts, answer lines and space given to each question does not reflect the actual papers to save space.

These questions have been collated by me as the basis for a GCSE working party set up by the GLOW maths hub - if you want to get involved please get in touch. The objective is to provide support to fellow teachers and to give you a flavour of how different topics "could" be examined. They should not be used to form a decision as to which board to use. There is no guarantee that a topic will or won't appear in the "live" papers from a specific exam board or that examination of a topic will be as shown in these questions.

Links:

AQA <http://www.aqa.org.uk/subjects/mathematics/gcse/mathematics-8300>

OCR <http://ocr.org.uk/gcsemaths>

Pearson Edexcel <http://qualifications.pearson.com/en/qualifications/edexcel-gcse/mathematics-2015.html>

WJEC Eduqas <http://www.eduqas.co.uk/qualifications/mathematics/gcse/>

Contents:

This version contains questions from:

AQA – Sample Assessment Material and Practice set 1

OCR – Sample Assessment Material and Practice set 1

Pearson Edexcel – Sample Assessment Material, Specimen set 1 and Specimen set 2.

WJEC Eduqas – Sample Assessment Material

